MODULAR DOUBLE LOUNGE CHAIR

Assembly Instructions

gray
model# MS16-D4-1007-11

blue
model# MS16-D4-1007-12

black
model# MS16-D4-1007-13



THIS INSTRUCTION BOOKLET CONTAINS **IMPORTANT** SAFETY INFORMATION.
PLEASE READ AND KEEP FOR FUTURE REFERENCE.

Manufactured By:
BDDMI
1321 Tyler St NE, Minneapolis, MN 55413

Customer Service:
1.877.436.7290
customersupport@tenspringstreet.com

Lot#_____Date_____

PARTS LIST

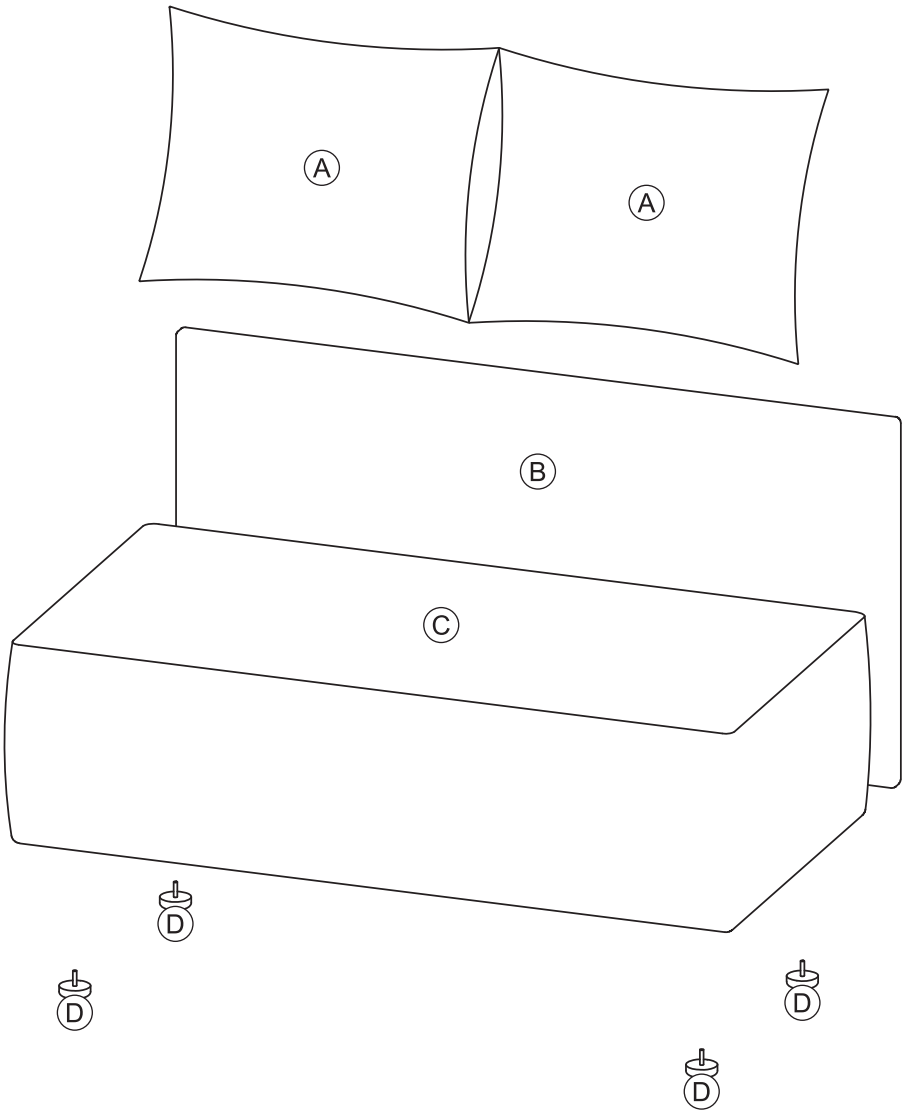

PILLOW [X2]	**A**
CHAIR BACK	**B**
CUSHION	**C**
LEG [X4]	**D**

Before you begin:

1. Check for damaged or missing parts.
2. Use the carton as a working surface to prevent product damage during assembly.

HARDWARE LIST

1. M6x40mm Bolt
x4



2. M6x55mm Bolt
x5



3. Lock Washer
x9



4. Washer
x9

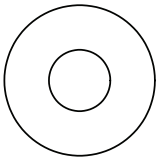

5. Allen Wrench
x1



CAUTION:
1. Make sure the screws go through the pre-drilled holes properly.
2. Do not over tighten bolts.

STEP 1

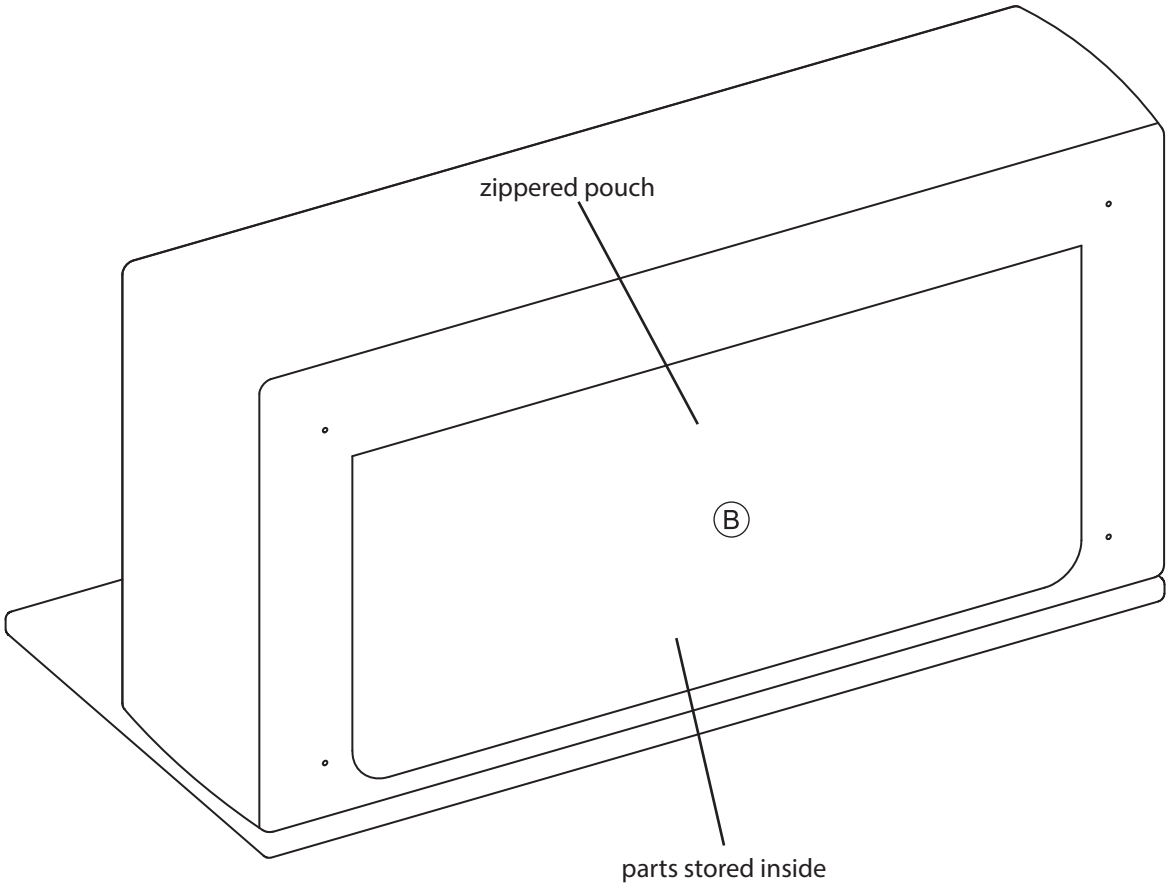

NOT TO SCALE. REFER TO PAGE 3 FOR ACTUAL SIZE HARDWARE.

1. Open zippered pouch.

STEP 2

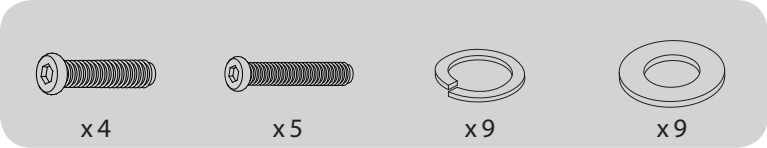

1. M6x40mm Bolt
2. M6x55mm Bolt
3. Lock Washer
4. Washer

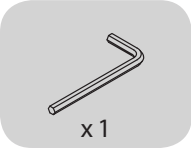

5. Allen Wrench

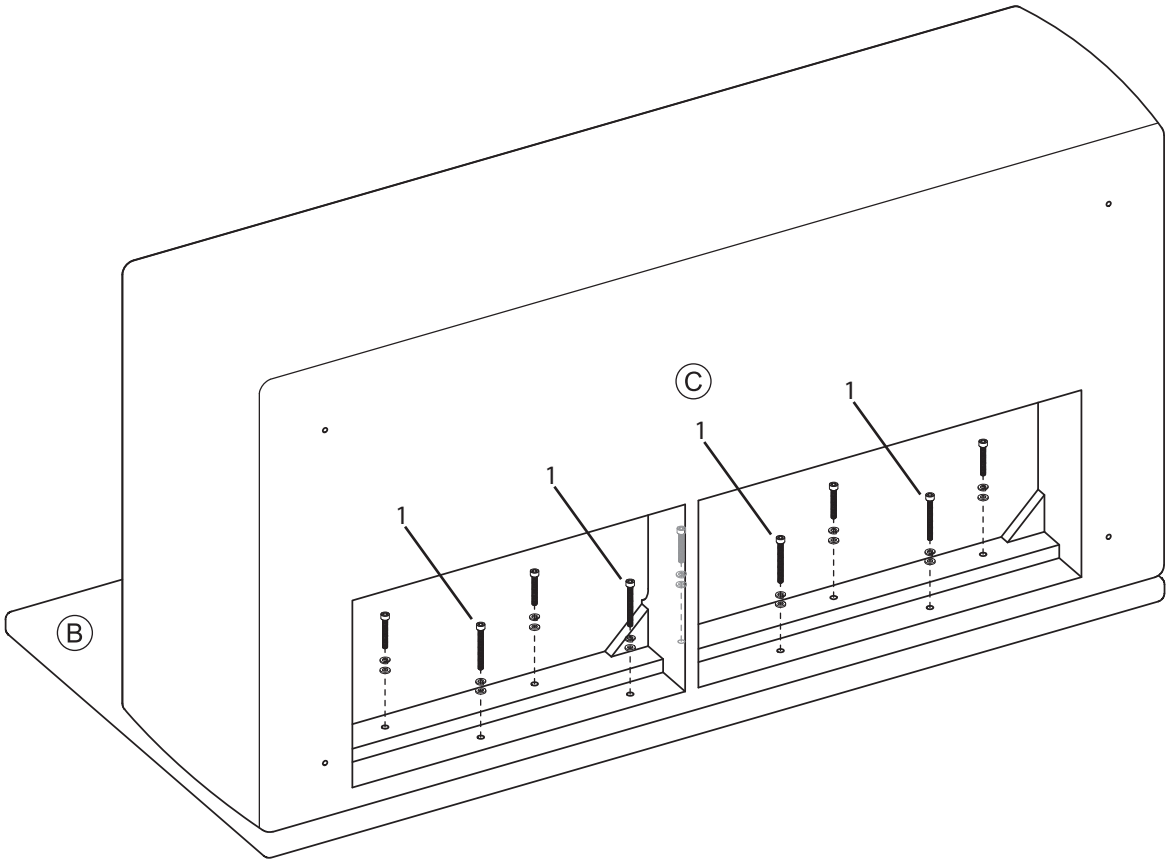

NOT TO SCALE. REFER TO PAGE 3 FOR ACTUAL SIZE HARDWARE.

1. Make sure the bolts go through the pre-drilled holes properly.
2. Do not over tighten bolts.

STEP 3

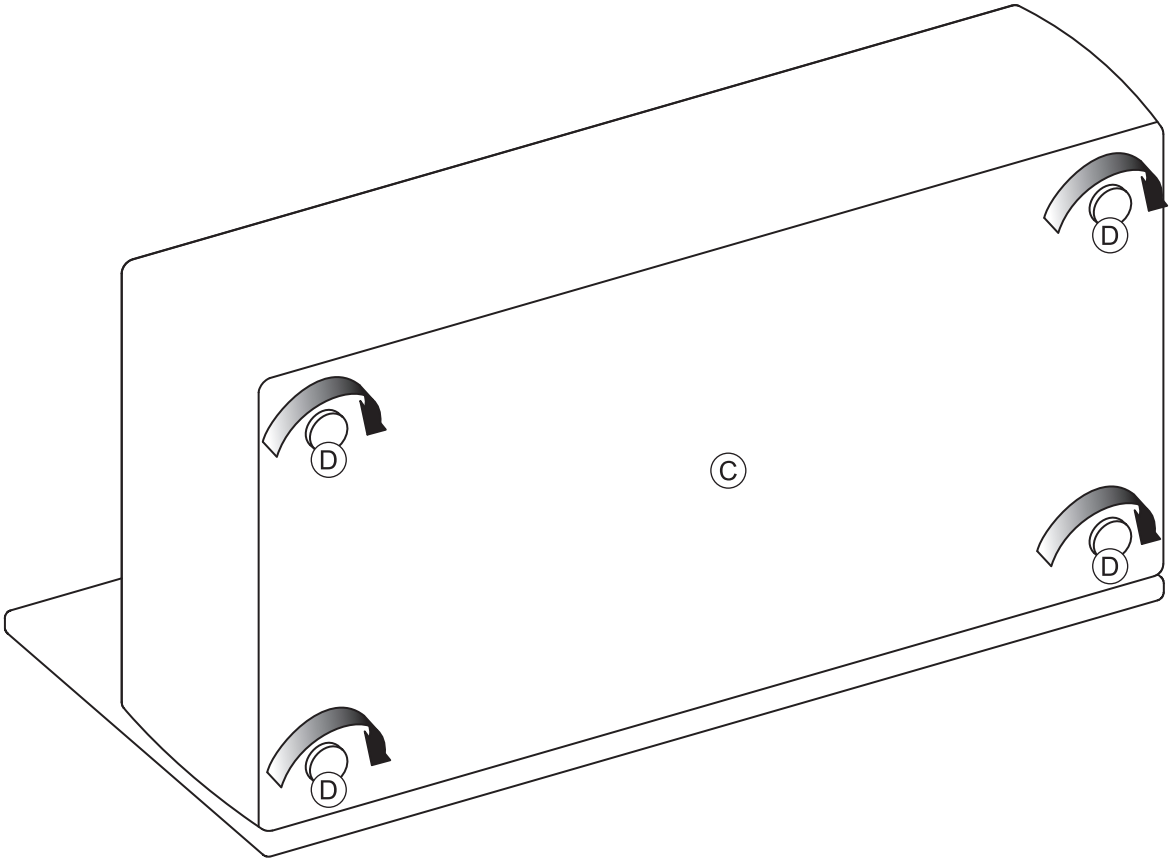

STEP 4

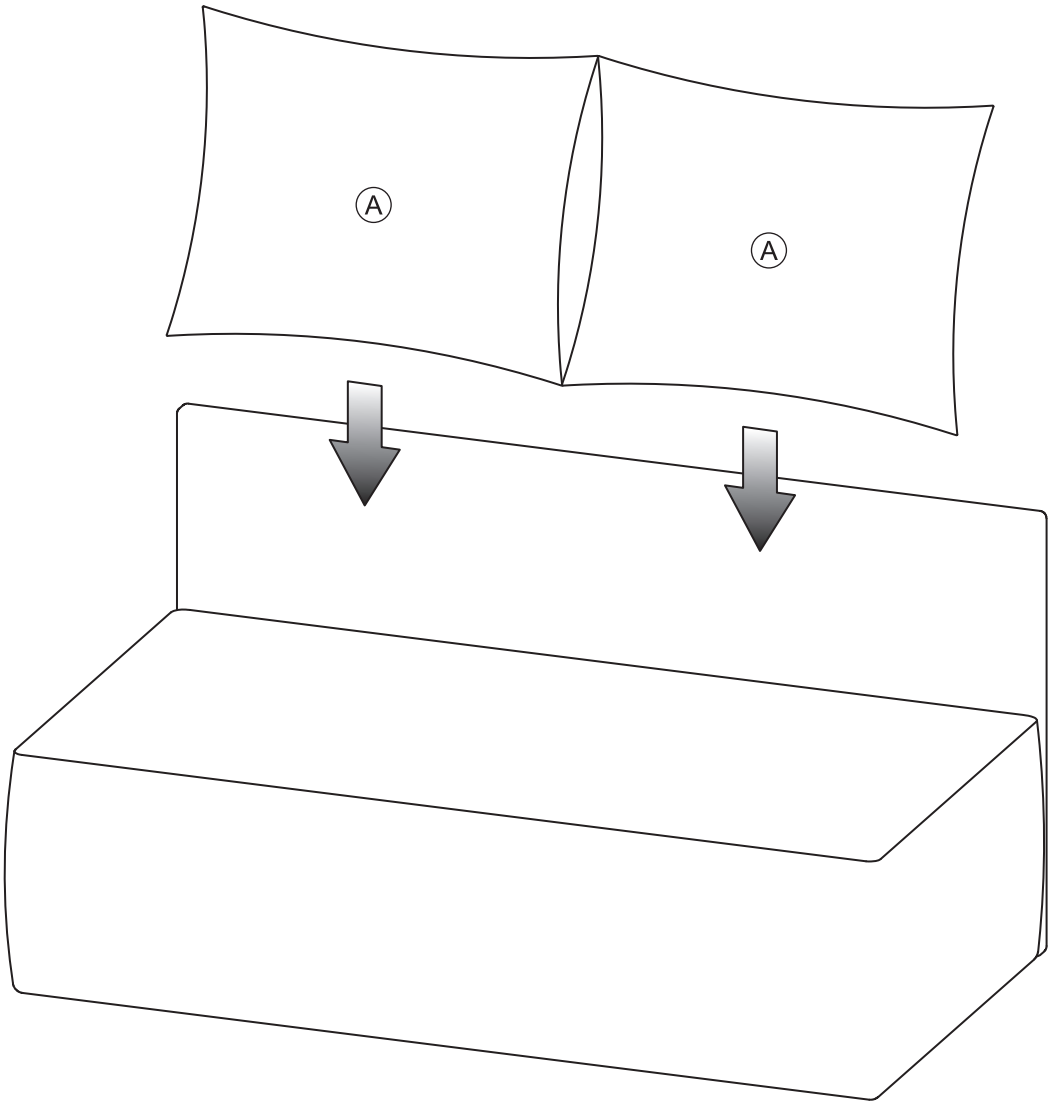

Furniture Care Instructions:
Dust with clean, lint-free cloth.
Use furniture spray polish as needed.

Customer Service:
877.436.7290
customersupport@tenspringstreet.com

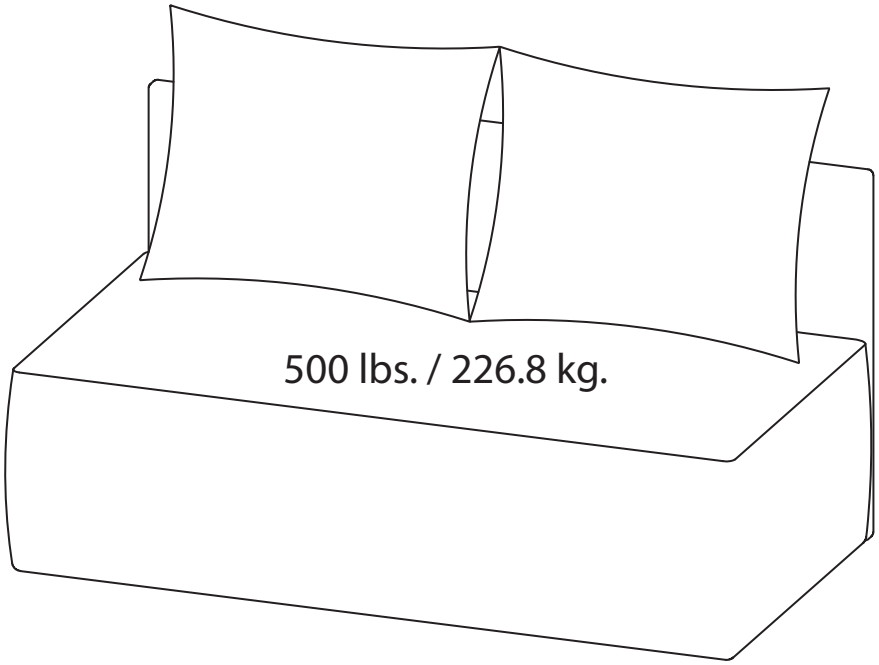

Your complete satisfaction is our number 1 priority. Our product is designed and manufactured to meet the highest quality of standards. In the event that you have assembly questions, or parts are missing or damaged, our customer service department would appreciate the opportunity to assist you.

This product carries a one (1) year warranty against defects in workmanship and materials. Defective product will be replaced free of charge within the stated warranty period, when returned by the original purchaser with proof of purchase. This product is not guaranteed against wear or breakage due to misuse and/or abuse. Please contact our Customer Service at 1-877-436-7290 to obtain information on warranty performance. This warranty gives you specific legal rights and you may also have other rights which vary from State to State.

WARNING: Do not exceed the maximum load capacity. Exceeding the maximum load capacity may result in collapse and possible injury.

SILLA DOBLE LOUNGE MODULAR

Instrucciones de Ensamble

gris
model# MS16-D4-1007-11

azul
model# MS16-D4-1007-12

negro
model# MS16-D4-1007-13



ESTE MANUAL DE INSTRUCCIONES CONTIENE INFORMACIÓN IMPORTANTE DE SEGURIDAD.
POR FAVOR LEA Y GUARDE PARA REFERENCIA FUTURA.

Fabricado Por :
BDDMI
1321 Tyler St NE, Minneapolis, MN 55413

Servicio al Cliente:
1.877.436.7290
customersupport@tenspringstreet.com

Lot#_____Fecha_____

LISTA DE PARTES

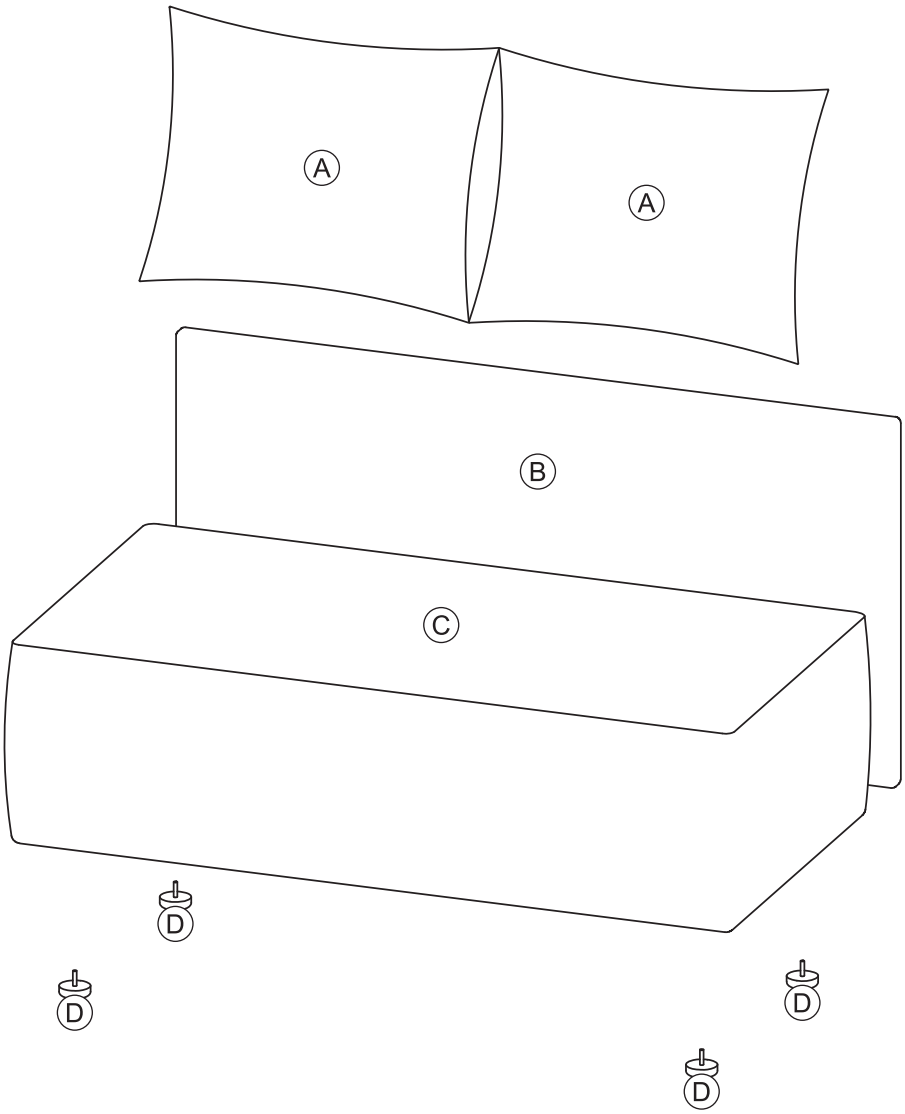

ALMOHADA [X2]	**A**
VOLVER SILLA	**B**
COJÍN	**C**
PATA [X4]	**D**

Antes de comenzar:

1. Compruebe si hay piezas dañadas o faltantes.
2. Utilice la caja de cartón como superficie de trabajo para evitar daños al producto durante el montaje.

LISTA DE ARTÍCULOS DE FERRETERÍA

1. M6x40mm Perno
x4



2. M6x55mm Perno
x5



3. Arandela Fijadora
x9



4. Arandela
x9

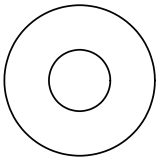

5. Llava Allen
x1



PRECAUCIÓN:

1. Cerciórese que los tornillos pasen por los agujeros pretaladrados de manera apropiada.
2. No sobreapriete los tornillos.

PASO 1

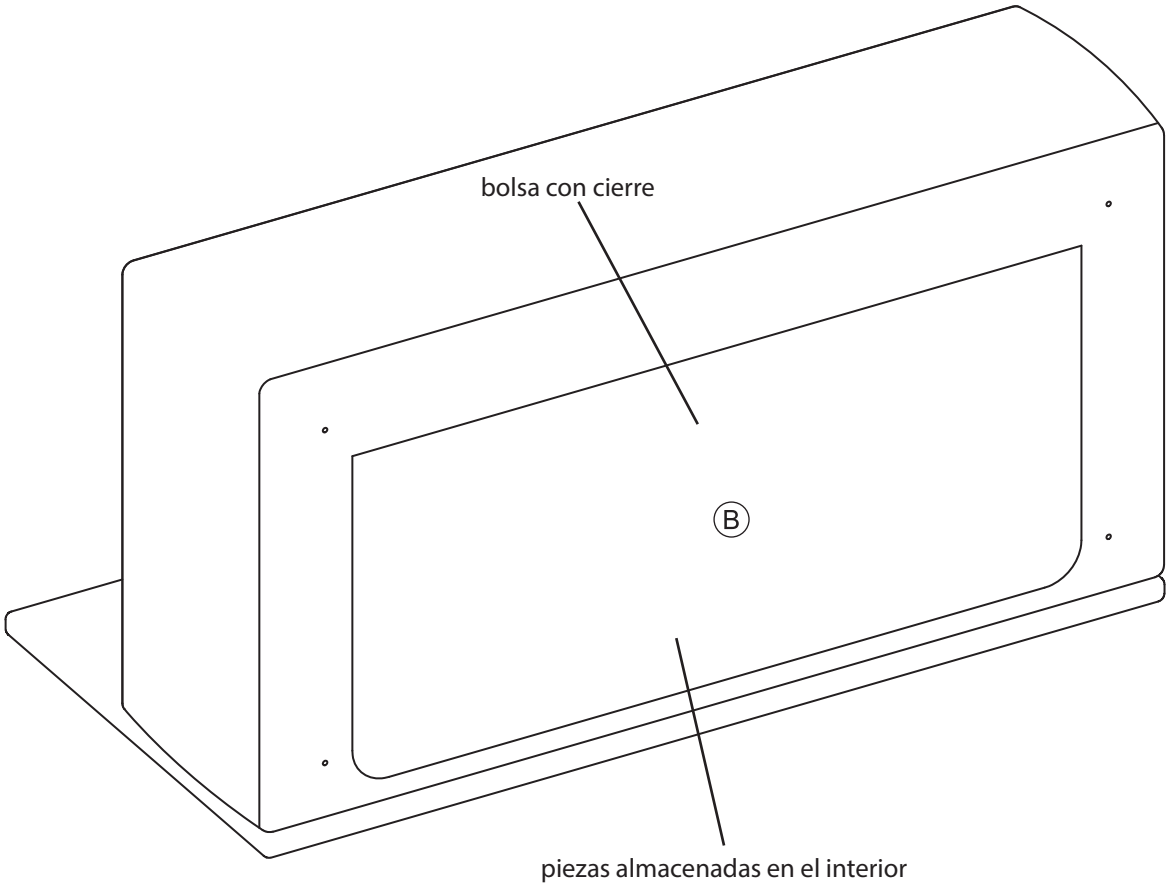

NO ESTÁ A ESCALA. CONSULTE LA PÁGINA 3 FOR HARDWARE DE TAMAÑO REAL.

1. Abierto la bolsa con cierre.

PASO 2

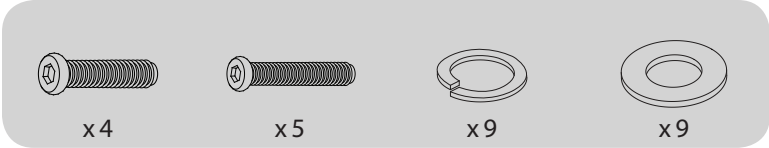

1. M6x40mm Perno
2. M6x55mm Perno
3. Arandela Fijadora
4. Arandela

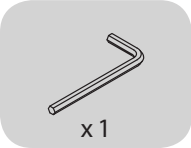

5. Llava Allen

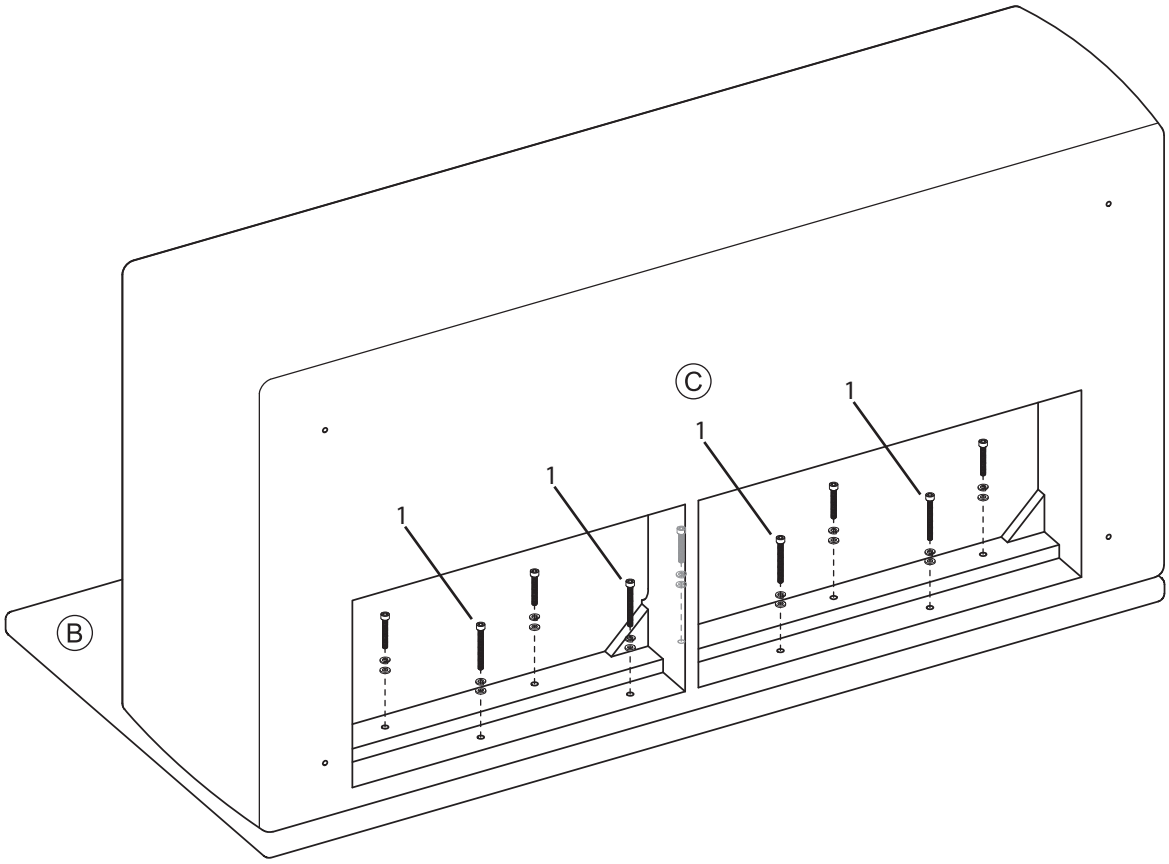

NO ESTÁ A ESCALA. CONSULTE LA PÁGINA 3 FOR HARDWARE DE TAMAÑO REAL.

1. Cerciórese que los pernos pasen por los agujeros pretaladrados de manera apropiada.
2. No sobreapriete los pernos.

PASO 3

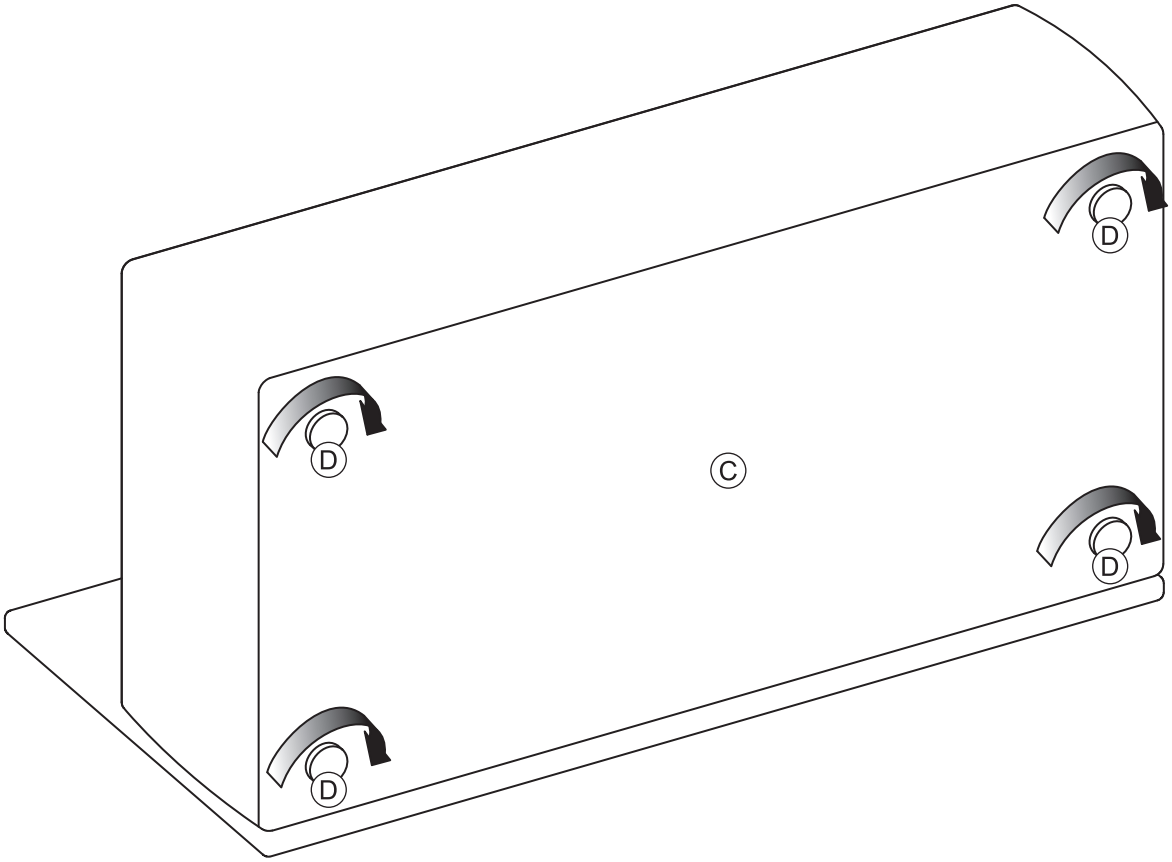

PASO 4

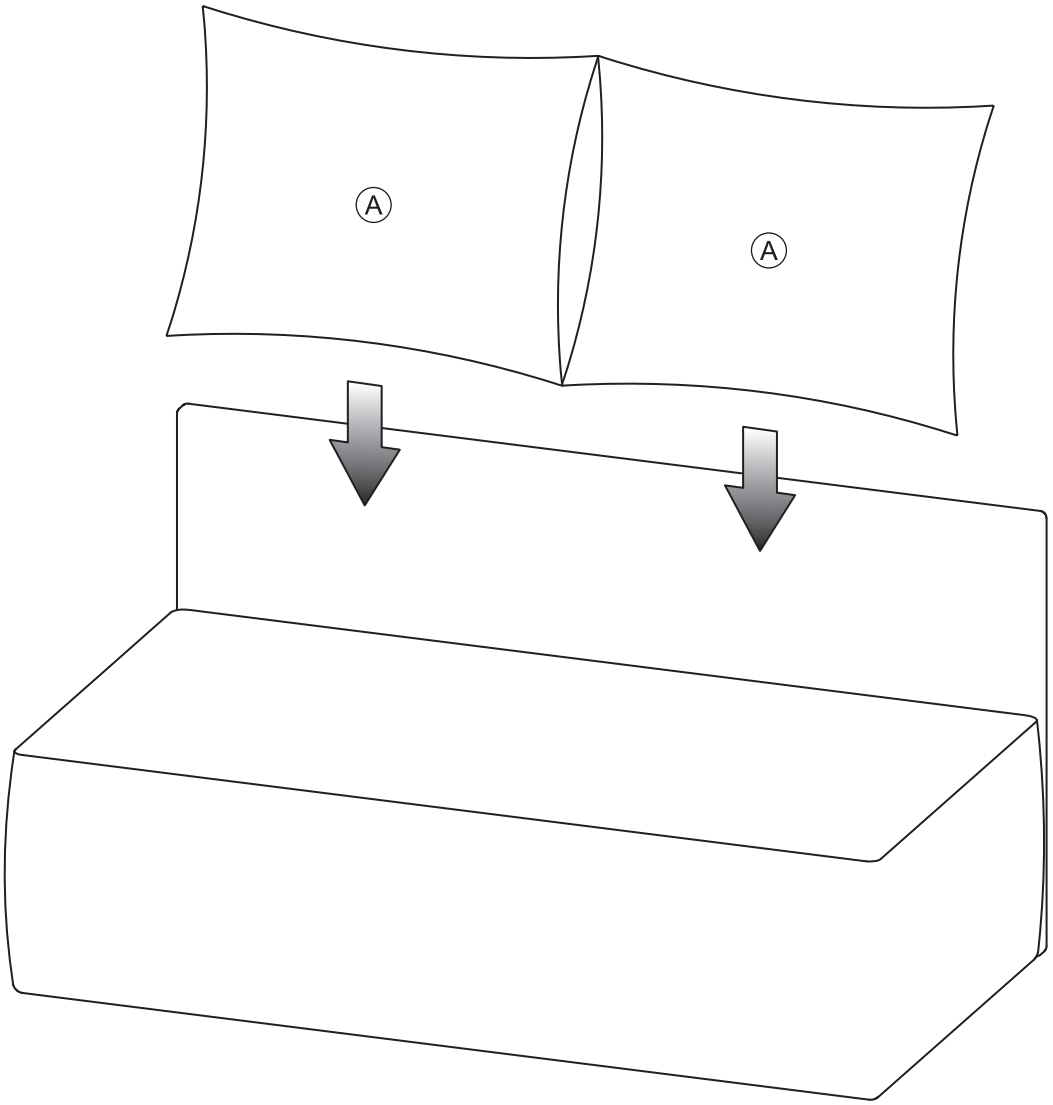

Instrucciones de cuidado:
Desempolve con un paño limpio y libre de pelusa.
Utilice un pulidor en spray para muebles según se necesite.

Servicio al Cliente:
877.436.7290
customersupport@tenspringstreet.com

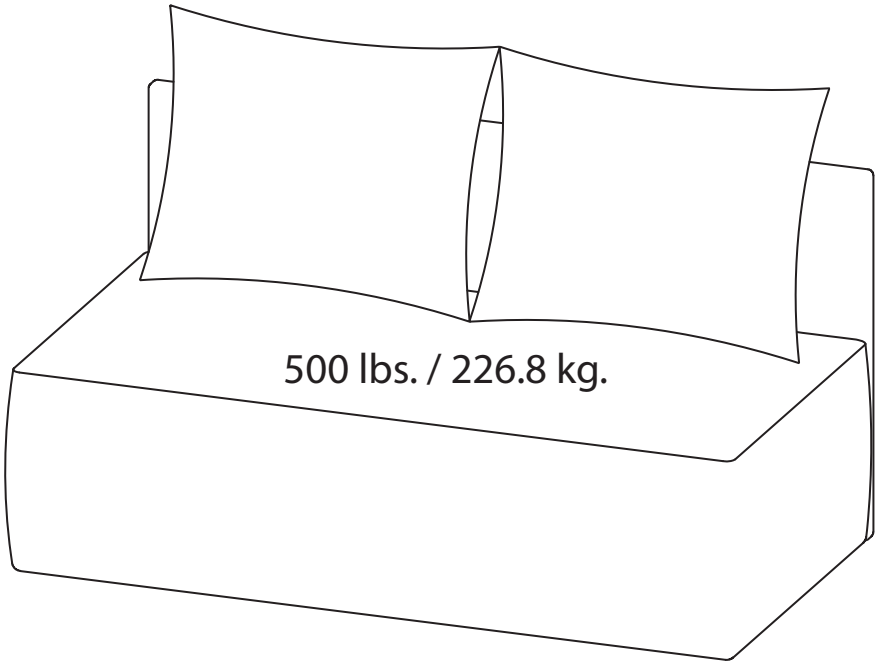

Su completa satisfacción es nuestra prioridad número 1. Nuestro producto está diseñado y fabricado para cumplir con la más alta calidad de las normas. En el caso de que tenga preguntas sobre el ensamblaje, o partes falta o está dañado, nuestro departamento de servicio al cliente apreciaría la oportunidad de ayudarle.

Este producto cuenta con un (1) año de garantía contra defectos de fabricación y de materiales. El producto defectuoso será reemplazado de forma gratuita dentro del periodo de garantía establecido, cuando sea devuelto por el comprador original con prueba de compra. Este producto no está garantizado contra el desgaste o rotura debido al mal uso y/o abuso. Por favor, póngase en contacto con nuestro Servicio al Cliente al 1-877-436-7290 para obtener información sobre la garantía. Esta garantía le otorga derechos legales específicos y usted también puede tener otros derechos que varían de estado a estado.

ADVERTENCIA: No exceda la capacidad de carga máxima. Superior a la capacidad máxima de carga puede resultar en fracaso y la posibilidad de lesiones.